








Theme Overview

The next unit of learning is a 3 week unit called, 'Humpty and Friends'. It is all about nursery rhymes. During this unit we will be learning in different ways. We will be learning as many different nursery rhymes as possible and ensuring that we understand all the words in the rhyme. We will be thinking about the rhyming words and learn to identify rhyming words. We will also be talking about the characters and the things they get up to in their rhyme.

Please read, sing, listen to and watch as many nursery rhymes as possible. Nursery rhymes have a lot more to offer than just entertainment value. They **introduce children to the idea of storytelling, promote social skills and boost language development**. They also lay the foundation for learning to read and spell.

Recommended Reading...



It is good to read books over and over again. It helps children learn the words which helps develop vocabulary, amongst other skills.

Encourage your child to join in when sharing rhyming books and talk about what you have read. Discuss unusual words and teach your child to ask what something means if they don't know.

Overview

Themes	Focus	What you could do at home
	Eggs	Ask your child if they know any nursery rhymes that are about an egg? Do they know what happened to Humpty Dumpty? Sing the nursery rhyme together. Are there any actions you could put to it?
	Mice	Sing together the nursery rhyme 'Three Blind Mice'. Can you find any other nursery rhymes that mention mice? Make some mice finger puppets to use when singing the nursery rhymes.
	Sheep	Learn and sing the nursery rhyme 'Little Bo Peep', identifying the rhyming words together. Read the book 'Sheep in a Jeep' by Nancy Shaw. Talk together and recall as many rhyming words as you can from the book. Create a list of all the rhyming words. Explain that we are learning about nursery rhymes and they are called 'rhymes' because they all have rhyming words in.
	Water	Learn the nursery rhyme 'Jack and Jill'. Why do they think Jack fell down? Use water colours to paint a picture of your favourite nursery rhyme character.
	Spiders	Can you think of some songs or rhymes about spiders? Learn and sing 'Incy Wincy Spider' and 'Little Miss Muffet'. Play 'Orchard Toys Insey Winsey Spider Game' It is great for counting and turn taking.
	Food	Think about all the nursery rhymes that mention food and create a list. Can you try the food from the nursery rhymes together e.g. plums, cottage cheese, sausages, jelly, current buns...the list is endless ? (although I don't recommend 4 and 20 blackbirds baked in a pie!)





During the 3 week unit we will be learning to;

Communication and Language

- listen attentively and respond to what they hear with relevant questions, comments and actions
- make comments about what they have heard and ask questions to clarify understanding
- express their ideas and feelings about their experiences, using full sentences
- participate in small group, class and one-to-one discussions, using recently introduced vocabulary

Physical Development

- negotiate space and obstacles safely, with consideration for themselves and others
- demonstrate strength, balance and coordination when playing
- move energetically, such as running, jumping, dancing, hopping, skipping and climbing
- use a range of small tools, including scissors, paint brushes and cutlery
- begin to show accuracy and care when drawing
- demonstrate coordination when playing
- hold a pencil effectively in preparation for fluent writing

Mathematics

- have a deeper understanding of number to 10, including the composition of each number
- subitise up to 5
- automatically recall number bonds up to 5 (including subtraction facts) and some number bonds to 10, including double facts
- verbally count beyond 20, recognising the pattern of the counting system
- explore and represent patterns with numbers up to 10, including double facts

Literacy

- say a sound for each letter in the alphabet and at least 10 digraphs
- read words consistent with their phonic knowledge by sound-blending
- write recognisable letters, most of which are correctly formed
- write simple phrases and sentences that can be read by others

Understanding the World

- explore the natural world around them
- know that processes and changes occur
- explain some similarities and differences between life in this country and life in other countries
- explore the world around them, making observations and drawing pictures of animals and plants
- know that saying what you see is an important aspect of science

Expressive Arts and Design

- safely use and explore a variety of materials, tools and techniques
- share their creations, explaining the process they have used
- identify a range of colours and simple art techniques

Key Vocabulary	eggs	mouse	king	capacity	bakers	cooked
	humpty	food	queen	water	current buns	sizzling
	character	sheep	fleece	pail	saucepan	pattern
	nursery rhyme	farmer	barn	well	food	
	rhyme	sir	puppet	curds	taste	
	rhyming word	master	song	whey	texture	
	sound	dame	carry	tuffet	hot	
	mice	lane	bucket	mini beast	cold	

Please talk to your children about the information on this sheet. The more children discuss their learning the more likely they are to embed the learning to their memory. If you have any questions please don't hesitate to contact your child's class teacher.