

Weekly Work

20th - 24th April

Work your way through the activities on each page. If you get stuck, you can email your teacher for help.

Mrs Penfold – i.penfold@berewoodprimary.co.uk

Mrs Baker – a.baker@berewoodprimary.co.uk

Miss Fitzgerald – k.fitzgerald@berewoodprimary.co.uk



Daily diet of activities

9am - PE with Joe Wicks live stream

(<https://www.youtube.com/channel/UCAxW1XT0iEJo0TYIRfn6rYQ>)

10am - White Rose Maths

(<https://whiterosemaths.com/homelearning/>)

11.30am - Dance Class with Oti live stream

(https://www.youtube.com/channel/UC58aowNEXHHnfIR_5YTtP4g)

Cosmic Yoga

(<https://www.youtube.com/user/CosmicKidsYoga>)

Story Line Online

(<https://www.youtube.com/user/StorylineOnline>)


Activity 1

Phonics – Beat the Teacher!

Play ‘beat the teacher’.

Parents – choose a word that you know your child has difficulty spelling. Write it in the middle of a whiteboard/piece of paper/outside with chalk. Talk about the word and its meaning, can they verbally put it into a sentence? Find the sound buttons (beans and sausages). Challenge your child to write the word correctly four times before you do! We play this game at school and usually write the word in the middle of a whiteboard and then in each corner.

Children – have a turn at being the ‘teacher’ too. We look forward to hearing about how you have got on!



Activity 2

Phonics/Reading – Kim’s Game

Parents – write down some words on a piece of paper/in chalk/on a whiteboard. You could choose a random selection or focus on words that contain sounds that you know your child finds difficult.

Read through the words together. Discuss their meanings and find the sound buttons within them (beans and sausages). Can they verbally put them into a sentence?

Have your child close their eyes. Remove or cover one of the words over. Then ask your child to write down the word that is missing. Reveal and discuss the child’s spelling.

Alternatively, use pictures or real objects. Still get your child to write what is missing, not just say it, to support their spelling.

Activity 3

Art/Science – create a peculiar pet

Following on from this week's Science activity, we would like you to create your own peculiar pet. Choose body parts from different animals and think carefully about how each part might help the animal to survive in the wild.

Tell us what your muddled-up animal is called and where it lives.

You might like to paint your peculiar pet or create it out of playdough or junk modelling. We don't mind how you do it but be as imaginative as you can! We will award 10 house points for the most creative displays and most interesting and peculiar pets! We can't wait to see them!



Whilst we would like to see the children be creative with their work, they may also enjoy the free app Animal Muddle.

Activity 4

English - Writing

Log on to Bug Club.

In the search box type the name of this book and click open.


Use the arrows at the bottom to turn the pages.

Read the whole story then focus on page 4.

Think about these questions:

Where do you think the dragon has come from?

How would you describe the dragon? (friendly, smelly breath, green scales, purple spikes on its back, pink tongue)



Pete tried to sell the dragon and he made a poster for the window.


Your task is to create your own For Sale poster for the dragon.

- Draw a picture of the dragon.
- Write sentences to describe the dragon.
- Think about what will make people want to buy the dragon.

Send us some photos of your amazing posters!

Here is an example to give you some ideas.

For sale



If you are looking for a friendly pet this could be the one for you. This sweet little dragon was lost and needs to find a good home where it will be looked after. It has green scales all over its body and purple prickles down his back. The dragon would make a very good pet. It is only five gold coins!

Pete's Peculiar Pet Shop

Activity 5

English – Writing

Log onto Bug Club and re-read Pete's Peculiar Pet Shop – The Very Smelly Dragon.

Read pages 8 and 9.

What is happening in this picture?

How is Pete feeling? Why? How do you know?

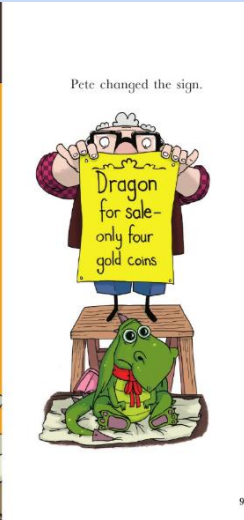
Pete is looking for the right owner for the very smelly dragon.

Imagine that you went into Pete's Peculiar Pet Shop to buy the dragon.

Write down what would you say to Pete to make him sell the dragon to you?

How would you look after the dragon?

How much would you pay for it?



Challenge - Use 'and', 'but' or 'because' to join your sentences.

Activity 6

English – daily spelling practise

Start by writing each word 4 times on a piece of lined paper. We would love to see photos of your spelling practise!

Next choose a different way to spell the words.

You could:

- Use chalk to write on a patio or path outside.
- Use magnetic letters.
- Make the letters from playdough.
- Put sand/rice in a tray and use your finger to write the letters.
- You could do some more rainbow writing too.

We would love to see photos of the different ways that you have found to practise your spellings!

Parents – choose 4 spellings for your child to practise. Choose more if you think they will be able to remember them.

- Take a look at the list of **Common Exception Words for Year 1 on Twinkl**

or

- Choose simple words from your child's reading book or a book from home that they are interested in.



Activity 7

Science – Animal groups

Read through this PowerPoint with a grown up.

Think about what is special about each animal group. Which group do humans belong to? If you have pets, which groups do they belong to?

Print out and complete the sheet from Twinkl or...

- Make a poster about one of the animal groups. Can you add any animals that were not on the PowerPoint?
- Make your own picture cards and group labels. Ask a family member to help you sort the pictures of animals into the right groups.



Parents – Log into Twinkl (www.twinkl.co.uk/offer using code UKTWINKLHELPS)
Type *Animal groups PPT* into the search bar.
Download the Variations in Animal Groups PowerPoint.

There are more work sheets on Twinkl that you can download and print off, if you are able to. The sheet pictured has 18 animals to cut out and sort into groups.

Send us a photo of your work. We will award house points for all work received!

Activity 8

Maths – Making equal groups of 2s and 5s

When making **equal** groups, each group need to have the **same** amount

You will need **plates** or **cups (any type of container)** and **counting objects**

Task:

Choose a card *these are uploaded on to the website*

Talk through the card with your child

How many groups are there?

Use the containers to create your groups


How many are in each group?

Using objects, place the **same** amount in each group

Count how many you have altogether


The number of groups The amount in each group

2 groups of 3 = 6



The number of groups The amount in each group

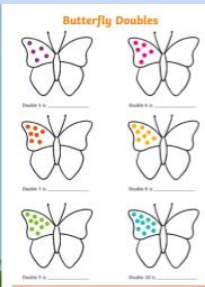
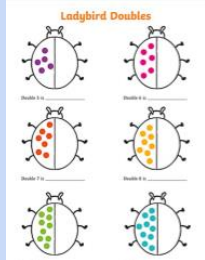
5 groups of 2 = 10



Activity 9

Maths – Doubling

Watch video until you get to 2:20: <https://www.youtube.com/watch?v=Bot83VxMLqM>



The Numberblocks have missed some doubles!

Your task is to find all the doubles until your answer reaches 20.

Start at 0

Remember, when doubling both numbers need to be the same.

Use the Twinkl butterfly or lady bird sheets to help you. Make sure the number of dots are the same on each side.

Record what the double is using the images on the right to help you.

What does double mean?

Double means **twice** as much or two lots.



Double 1 is 2

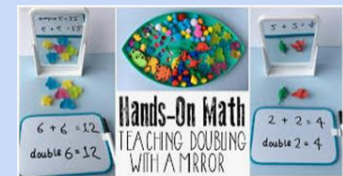
What number sentence could we write?

Double 1 is 2



$1 + 1 = 2$

If you do not want to use the sheets, give this a go!





Year 1

'Save the Easter Egg' competition!

You will need:
A boiled egg
Pens or paints (to decorate)
Different surfaces (to land on)
Different materials to protect it

We are having a whole school STEM (science, technology, engineering and maths) day and we would like you to take part!

We would like you to use a boiled egg to decorate and then save.

You will need to drop your egg from a height and try and save it!

- **Science:** Compare the results of different egg drops.
- **Technology:** What different materials could you use to save it?
- **Engineering:** Does the landing spot matter? Does the height matter?
- **Maths:** Can you find the lowest (shortest) highest (tallest) place to drop it?

Record your egg drop and share it with your teacher - they will share some of the best ones with Mr Leigh for the celebration assembly.

Activity 10

Choice board - Click a link



Find out about your favourite frog.
You can present it in any way you
like!



[Find out 10 facts about
William Shakespeare with an
adult](#)



[Listen to a story](#)



[Create your own animal](#)



Help your adult cook dinner



Free drawing